


Making Your First Open-Source Contribution







From **0** to **1**


Everyone
can contribute



Where to start?



«OpenHatch is an open source community aiming to help newcomers find their way into free software projects.»



<http://openhatch.org>



Contributor guidelines



GNOME Love

GNOME Love is *the* place to learn how to start contributing to GNOME. These pages are full guidance that will help you to become a member of the GNOME community. You can also get help from existing GNOME contributors and find tasks to get started on.

Getting Started as a GNOME Contributor

Welcome to GNOME! This is a great place to learn new skills, make friends, have fun and be a part of an inspirational Free Software project. This getting started guide explains the most essential things that you need to know to start participating and contributing.

- [Learning your way around](#) - get a guided tour of the most important parts of the project.
- [Finding tasks](#) - how to find things to work on in GNOME. This covers both coding and non-coding tasks.
- [General advice](#) - general advice and tips on becoming a GNOME contributor.
- [Running the latest development code with JHBuild](#) - whether you want to try the latest features or contribute to the coding effort, using the latest development code is an essential step.
- [Contributing code by submitting patches](#) - the essential steps to submit a code contribution.

Contents

1. [GNOME Love](#)
 1. [Getting Started as a GNOME Contributor](#)
 2. [Getting Help and Advice](#)
 3. [Development Guidance and Tutorials](#)
 1. [General Resources](#)
 2. [Tips & Tricks](#)
 3. [GUI](#)
 4. [Other](#)
 5. [Books](#)
 4. [Internationalization](#)
 5. [Archive](#)
 1. [GNOME Love Days](#)
 2. [Old Mentoring and Project Ideas](#)

Read
the contributor
guidelines



Find
the bug



Use
the bug tracker




Fix
it!



Build
the software



Submit
your patch



Bug tracker

GNOME Bugzilla – Bug List

[Home](#) | [New](#) | [Browse](#) | [Search](#) | | [Reports](#) | [Help](#) | [New Account](#) | [Log In](#) | [Forgot Password](#)

Tue Aug 23 2011 21:17:19 UTC

Status: UNCONFIRMED, NEW, ASSIGNED, REOPENED, NEEDINFO


Product: gnome-terminal

Keywords: gnome-love

ID	Sev	Pri	OS	Product	Status	Resolution	Summary
501520	enh	Nor	All	gnome-termin	UNCO		Open Terminal: Maximized if current window is maximized?
579681	enh	Nor	All	gnome-termin	UNCO		Support ctrl+= for zoom in, and keypad for zoom in/out
544101	min	Nor	All	gnome-termin	UNCO		gnome-terminal documentation vague about custom_command
87991	enh	Nor	Linu	gnome-termin	NEW		Hidden menu should be shown on F10
383031	min	Nor	All	gnome-termin	NEW		left/right confusion in menu item labels in RTL languages

5 bugs found.





Build

Training missions

for contributing to open source software



These missions will allow you to learn some skills that will help you successfully contribute to free/open source projects.

We developed them as part of John's Google Summer of Code project, which you can [read more about in the OpenHatch blog](#).

We're looking for feedback. Please [get in touch with us](#) and let us know what you think. Our plan is to polish up these missions and then write a HOWTO guide explaining how other people can add their own missions.

Using tar

Learn how to work with tar archives.

[Go to this mission](#)

Using diff and patch

Learn how to use diff and patch to submit changes to a project or apply others' changes.

[Go to this mission](#)

Using Subversion

Learn how to interact with projects that use the Subversion version control system.

[Go to this mission](#)

Using Git

Learn how to interact with projects that use the Git version control system.

[Go to this mission](#)



Find and fix



Bug 582861 - Tango profile black color is not black

Mike Smith [reporter] 2009-05-16 12:19:00 UTC

Description

Please describe the problem:

The Tango profile's black is not black, but dark gray. This looks ugly when the background color is set to black over a black terminal window.

Steps to reproduce:

Run a program that explicitly sets the background color to black while using the Tango palette.

Example: `echo -e '\e[37;40mtest\e[0m'`

Actual results:

<http://img521.imageshack.us/img521/3223/screenshotterminal.png>

Expected results:

Text on a black background.

Does this happen every time?

Only when the background is explicitly set to black by the application.

Other information:

Christian Persch [gnome-terminal developer] 2009-07-24 22:28:03 UTC **Comment 1**

Easy fix (src/terminal-profile.c).



Submit



Wait



Expected results:
Text on a black background.

Does this happen every time?
Only when the background is explicitly set to black by the application.

Other information:

Christian Persch [gnome-terminal developer] **2009-07-24 22:28:03 UTC** [Comment 1](#)

Easy fix (src/terminal-profile.c).

Julie Pichon **2009-08-16 16:40:20 UTC**

[Comment 2](#)

[Created an attachment \(id=140897\)](#) [\[details\]](#)

Proposed patch


Please find a potential patch attached (got here following the gnome-love keyword, thanks!).

Christian Persch [gnome-terminal developer] **2009-08-16 17:53:57 UTC** [Comment 3](#)


Committed; thanks!

Unfortunately due to how the profile colours work, you have to re-set the schema to "Tango" in the profile prefs in order to get the right colour.

Never enough **people**



Never enough **time**



<http://openhatch.org>



Questions?