

Oh, sweet!

The Sugar learning environment



Julie Pichon

<http://www.jpichon.net>

What is
Sugar?



“Teaching less,



learning
more”

A wide-angle photograph of a large, empty hall. The ceiling is high and features a complex wooden truss structure with several large, multi-tiered crystal chandeliers hanging from it. The floor is made of polished wood in a herringbone pattern. On the left, there are large windows with light-colored curtains. On the right, the wall is covered in light-colored stone tiles. In the background, there are more windows and a small potted plant.

High ceiling

Low floor





A close-up photograph of a large number of red and yellow index cards organized in a binder. The cards are arranged in rows, with some labeled 'COLLECTED' and others 'N/T'. A red card with the number '1' is visible at the top.

A close-up photograph of a large number of red and yellow index cards organized in a binder. The cards are arranged in rows, with some labeled 'COLLECTED' and others with handwritten text like 'N/T' and '1'. The cards are organized in a binder, with the red cards forming the main body of the index and the yellow cards serving as section dividers. The text 'COLLECTED' is printed on a yellow card, while 'N/T' and '1' are handwritten on red cards. The cards are arranged in a way that allows for easy access and navigation through the index.

A close-up photograph of a large number of red and yellow index cards organized in a binder. The cards are arranged in rows, with some cards labeled 'COLLECTED' and 'N/T' visible. The cards are organized in a binder, with the red cards forming the main body of the index and the yellow cards serving as section dividers. The text 'COLLECTED' is printed on a yellow card, and 'N/T' is handwritten on a red card. The cards are arranged in a way that they are easily accessible and organized.

A close-up photograph of a large number of red and yellow index cards organized in a binder. The cards are arranged in rows, with some labeled 'COLLECTED' and others 'N/T'. A red card with the number '1' is visible at the top.

A close-up photograph of a large number of red and yellow index cards organized in a binder. The cards are arranged in rows, with some labeled 'COLLECTED' and others 'N/T'. A red card with the number '1' is visible at the top.

A close-up photograph of a large number of red and yellow index cards organized in a binder. The cards are arranged in rows, with some cards labeled '1', 'N/T', and 'COLLECTED'. The cards are organized in a binder, with the red cards forming the main body of the index and the yellow cards serving as dividers or labels. The cards are arranged in a way that allows for easy access and viewing of the information on each card. The binder is open, showing the cards from a slightly elevated angle. The cards are organized in a way that suggests a systematic approach to data collection and analysis. The red cards are the primary data points, while the yellow cards provide context or categorization. The overall appearance is one of a well-organized and comprehensive data set.

A close-up photograph of a large number of red and yellow index cards organized in a binder. The cards are arranged in rows, with some cards labeled '1', 'N/T', and 'COLLECTED'. The cards are organized in a binder, with the red cards forming the main body of the index and the yellow cards serving as dividers or labels. The cards are arranged in a way that allows for easy access and viewing of the information on each card. The binder is open, showing the cards from a slightly elevated angle. The cards are organized in a way that suggests a systematic approach to data collection and analysis. The red cards are the primary data points, while the yellow cards provide context or categorization. The overall appearance is one of a well-organized and comprehensive data set.

A close-up photograph of a large number of red and yellow index cards organized in a binder. The cards are arranged in rows, with some cards labeled '1', 'N/T', and 'COLLECTED'. The cards are organized in a binder, with the red cards forming the main body of the index and the yellow cards serving as dividers or labels. The cards are arranged in a way that allows for easy access and viewing of the information on each card. The binder is open, showing the cards from a slightly elevated angle. The cards are organized in a way that suggests a systematic approach to data collection and analysis. The red cards are the primary data points, while the yellow cards provide context or categorization. The overall appearance is one of a well-organized and comprehensive data set.

A close-up photograph of a large number of red and yellow index cards or folders arranged in rows. The cards are organized into sections, with some labeled 'COLLECTED' and others 'N/T'. The cards are held together by a metal binding on the left side.

A close-up photograph of a large number of red and yellow index cards organized in a binder. The cards are arranged in rows, with some cards labeled '1', 'N/T', and 'COLLECTED'. The cards are organized in a binder, with the red cards forming the main body of the index and the yellow cards serving as dividers or labels. The cards are arranged in a way that allows for easy access and viewing of the information on each card. The binder is open, showing the cards from a slightly elevated angle. The cards are organized in a way that suggests a systematic approach to data collection and analysis. The red cards are the primary data points, while the yellow cards provide context or categorization. The overall appearance is one of a well-organized and comprehensive data set.

A close-up photograph of a large number of red and yellow index cards or folders arranged in rows. The cards are organized into sections, with some labeled 'COLLECTED' and others 'N/T'. The cards are held together by a metal binding on the left side.

A close-up photograph of a large number of red and yellow index cards or folders arranged in rows. The cards are organized into sections, with some labeled 'COLLECTED' and others 'N/T'. The cards are held together by a metal binding on the left side.

A close-up photograph of a large number of red and yellow index cards organized in a binder. The cards are arranged in rows, with some labeled 'COLLECTED' and others 'N/T'. A red card with the number '1' is visible at the top.



INSURANCE

Taxes

RECEIPTS

Investments



GAGE
(Taxes)

Cre





Neighborhood







Groups







4 X 4 ▾

Load demo games ▾

Activity

Play

Create



Julie-XO



1	2+2	1	1+2
8+9	1	1	1
2	2	2	2
4	2	2	3



4 X 4 ▾

Load demo games ▾

Activity

Play

Create



Julie-XO





Memorize Activity

Share with:

Private



Activity

Play

Create



Julie-XO



1	C	1	1
A	1	1	E
a	c	2	2
2	2	e	2



Activity

Play

Create

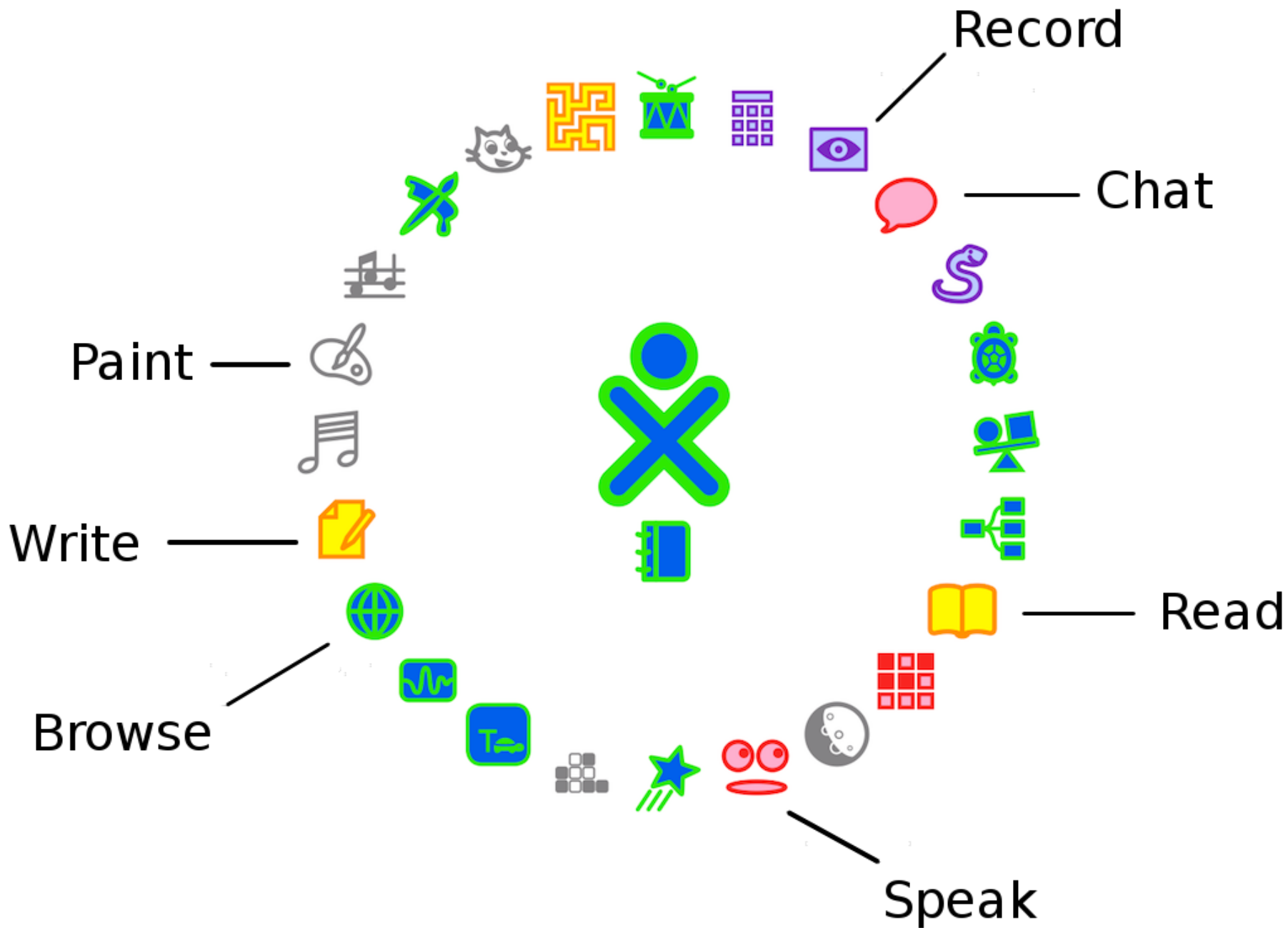


Julie-XO



Sean

1	C	1	1
A	1	1	E
a	c	2	2
2	2	e	2



Memorize Activity



Activit



View source: 'Memorize Activity'



activity.py

▶ locale

▶ images

model.py

setup.py

svgcard.py

createcardpanel.p

face.py

MANIFEST

▶ demos

▶ speak

▶ port

scoreboard.py

cardlist.py

theme.py

```
1 # Copyright (C) 2006, 2007, 2008 One Laptop Per Child
2 # Copyright (C) 2009 Simon Schampijer, Aleksey Lim
3 #
4 # This program is free software; you can redistribute it and/or modify
5 # it under the terms of the GNU General Public License as published by
6 # the Free Software Foundation; either version 2 of the License, or
7 # (at your option) any later version.
8 #
9 # This program is distributed in the hope that it will be useful,
10 # but WITHOUT ANY WARRANTY; without even the implied warranty of
11 # MERCHANTABILITY or FITNESS FOR A PARTICULAR PURPOSE. See the
12 # GNU General Public License for more details.
13 #
14 # You should have received a copy of the GNU General Public License
15 # along with this program; if not, write to the Free Software
16 # Foundation, Inc., 675 Mass Ave, Cambridge, MA 02139, USA.
17 #
18
19 # activate threads for gst needs
20 import gobject
21 gobject.threads_init()
22
23 import locale
24 locale.setlocale(locale.LC_NUMERIC, 'C')
25
26 import logging
```


Q Search my journal

Anything

Anyone



What

Who

When




The Tortoise and the Hare



2 minutes ago



Russian Tortoise - Wikipedia, ...edia



5 minutes ago




A photo of my cat



yesterday



This fantastic story abou ... wrote



yesterday



image clipping



yesterday



Our school



2 days ago



A movie of my family



3 days ago



Uruguay - Wikipedia, the free...pedia



1 week ago



History of Uruguay



1 week ago



My homework assignment



1 week ago





◀ Back



Story about a turtle

Seconds ago

Description:

I think...

Tags:

turtle

Q Search my journal

Anything

Anyone



What

Who

When




The Tortoise and the Hare



2 minutes ago



Russian Tortoise - Wikipedia, ...edia



5 minutes ago



A photo of my cat



yesterday



This fantastic story abou ... wrote



6

yesterday



image clipping



yesterday



Our school



2 days ago



A movie of my family



3 days ago



Uruguay - Wikipedia, the free...pedia



1 week ago



History of Uruguay



1 week ago



My homework assignment



1 week ago





Educator



Content Writer



People Person



Developer



Designer



Translator

http://wiki.sugarlabs.org/go/Sugar_Labs/Getting_Involved

sugar



sugar on a stick



http://wiki.sugarlabs.org/go/Sugar_on_a_Stick



<http://sugarlabs.org>

Picture credits:

- XO running Sugar: <http://www.flickr.com/photos/curiouslee/3985626381/>
- Folders: <http://www.flickr.com/photos/reedinglessons/4133763658/>
- Files: <http://www.flickr.com/photos/gomattolson/3917375752/>
- Neighbourhood/full ring screenshots:
http://wiki.sugarlabs.org/go/Marketing_Team/Screen_Shots
- Group of boys from Mongolia: <http://wiki.laptop.org/go/File:P1020317-1.JPG>
- Neighbourhood, groups, journal:
<http://sugarlabs.org/index.php?template=gallery&page=gallery>
- Contributors, Sugar logo, Sugar on a Stick picture: <http://wiki.sugarlabs.org>
- Sugar spoon, girls with globe, room, surprised kid, vintage desk, nutshell:
<http://www.istockphoto.com>
- Memorise screenshots, small home ring screenshots: Julie